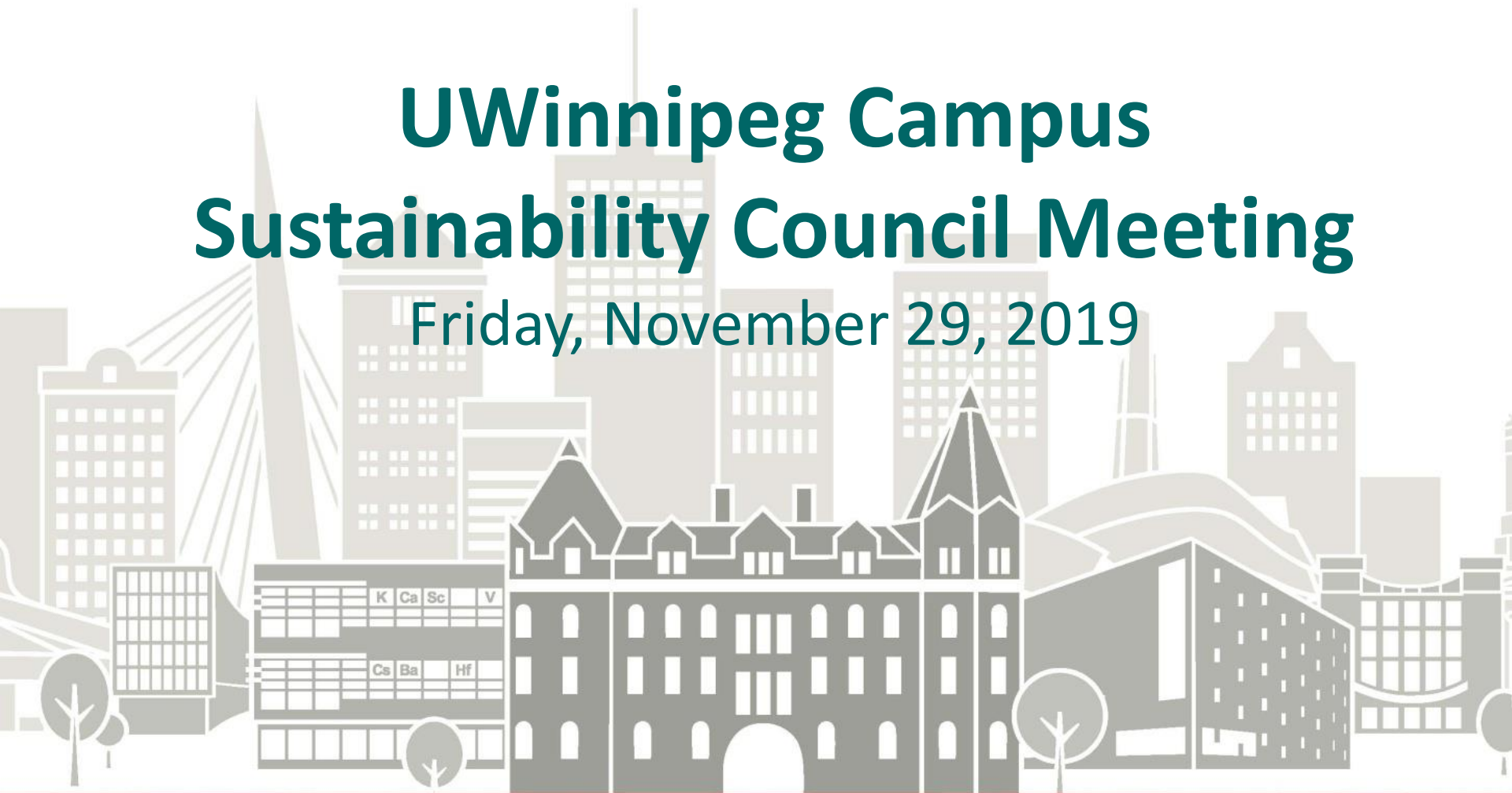




THE UNIVERSITY OF WINNIPEG

UWinnipeg Campus Sustainability Council Meeting

Friday, November 29, 2019



DISCOVER · ACHIEVE · BELONG

Agenda

- 1) Welcome & Introductions | Review Agenda (5 minutes)**
- 2) Review of FY2018 Annual Sustainability Report (5 minutes)**
- 3) Facilities Update (20 minutes)**
- 4) Student Engagement, Research and Academics Update (30 minutes)**
- 5) Sustainability Strategy Midpoint Review (25 minutes)**
- 6) Outstanding Business, Action Items (5 min)**



THE UNIVERSITY OF
WINNIPEG

Campus
Sustainability Office

ANNUAL SUSTAINABILITY REPORT

MEASURING OUR IMPACT

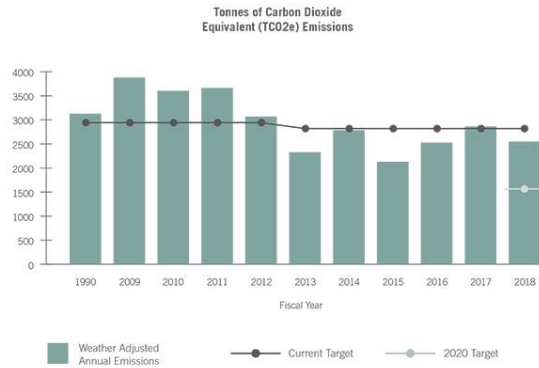
AND ASSESSING OUR PROGRESS

FISCAL YEAR 2018

DISCOVER · ACHIEVE · BELONG

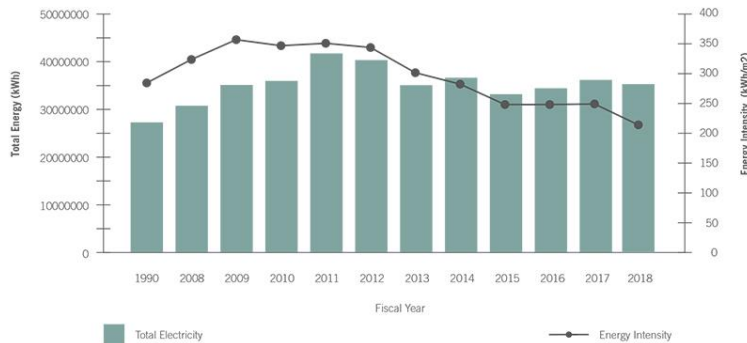
ENERGY AND EMISSIONS

Greenhouse gas emissions and targets (TCO2e) from FY2009 to FY2018 (including the baseline year of 1990) for the University. Weather adjusted amounts are shown.



ENERGY CONSUMPTION

Energy consumption (kWh) for the University from FY2008 to FY2018 including natural gas (weather adjusted) and hydro. The intensity (kWh/m²) is also shown.



EMISSIONS IMPROVEMENTS

GHG emissions are down 11% over FY2017. This is largely due to two initiatives:


- The installation of two 100 kilowatt boilers in Ashdown Hall. This biomass energy system consumes plant-based pellets and will get the University half-way to its renewable energy target.
- The replacement of steam traps and efficiency upgrades to the Ashdown steam plant.



RESOURCE CONSUMPTION AND WASTE

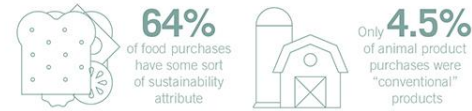
WATER

Water use is down 18% from FY2017 thanks to upgrades in building analytics software. Because of ongoing digital monitoring, building operators now receive notifications when utilities like water experience abnormally high usage rates. This means that when water fixtures fail, causing water to flow continuously, the facilities team is able to address the problem much sooner.



FOOD SERVICE

Diversity Foods' commitment to local, sustainable sourcing and equitable working practices has made us the most sustainable campus food service in Canada for over five years.



WASTE DIVERSION

Data collected from our waste haulers indicates that since FY2014, between 60% and 69% of all waste generated on campus in a given year ends up in landfill. This includes over half of the recyclable and compostable materials generated on campus. The Campus Sustainability Office will be working in 2019 to educate the campus community about proper waste disposal habits as we work toward 50% diversion rate.



COMMUNITY ENGAGEMENT

FY2018 saw the introduction of several new outreach initiatives from the CSO.

STUDENTS



In October, the CSO worked with students to establish Eco Team UWinnipeg, a group that provides targeted outreach around the University's sustainability objectives and engages with large-scale environmental challenges through education and activism. Their work has included tabling, recruitment, and waste outreach, including the first "Bin Blitz" on April 4, 2019.

FACULTY



In concert with the Academic Working Group on Sustainability and the Richardson College for the Environment, the CSO is establishing a "community of practice" that formally aligns sustainability focused research and academic efforts on campus. This year we hosted three faculty speaker events and a workshop to examine sustainability-focused courses across disciplines.

STAFF



The improved Green Office Program has a two-pronged approach for staff engagement: for those generally interested in sustainability topics, we provide quarterly workshops run by subject experts, and for those who want a more active role, we offer the option to become a GOP Representative.

STARS SILVER MEDAL

As of June 2019 our university is one of 27 institutions in Canada with a silver ranking. Only 17 institutions ranked higher.



Facilities Update



DISCOVER · ACHIEVE · BELONG

Facilities Updates

- Pigeon Controls
- Compost Challenges
- Sustainability Guidelines
- Solar Project
- Performance Updates

Facilities Updates

- **Pigeon Controls**
- Compost Challenges
- Sustainability Guidelines
- Solar Project
- Performance Updates







Facilities Updates

- Pigeon Controls
- **Compost Challenges**
- Sustainability Guidelines
- Solar Project
- Performance Updates

Facilities Updates

- Pigeon Controls
- Compost Challenges
- **Sustainability Guidelines**
- Solar Project
- Performance Updates

Facilities Updates

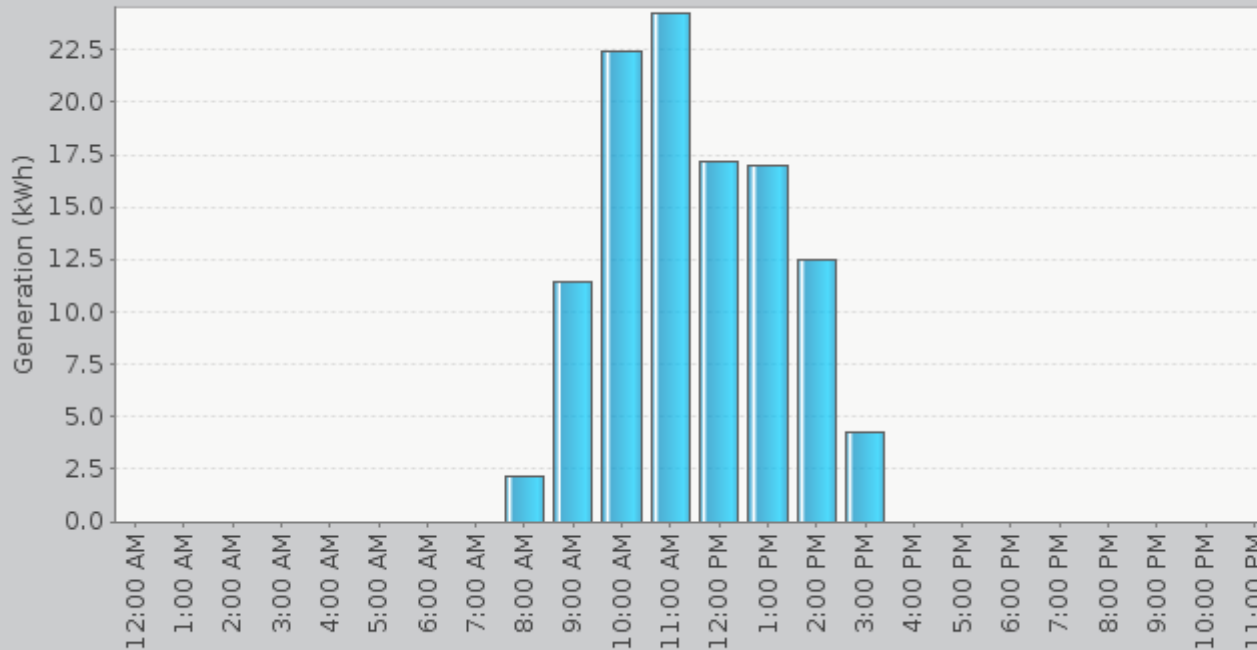
- Pigeon Controls
- Compost Challenges
- Sustainability Guidelines
- **Solar Project**
- Performance Updates



Solar Generation

Generation Graphs

Today's Usage



Today

Weekly

Monthly

Yearly

Consumption

Demand

GHG Emissions

<https://refu-log.com/PlantPublicDetails.aspx?id=7659>

Facilities Updates

- Pigeon Controls
- Compost Challenges
- Sustainability Guidelines
- Solar Project
- **Performance Updates**

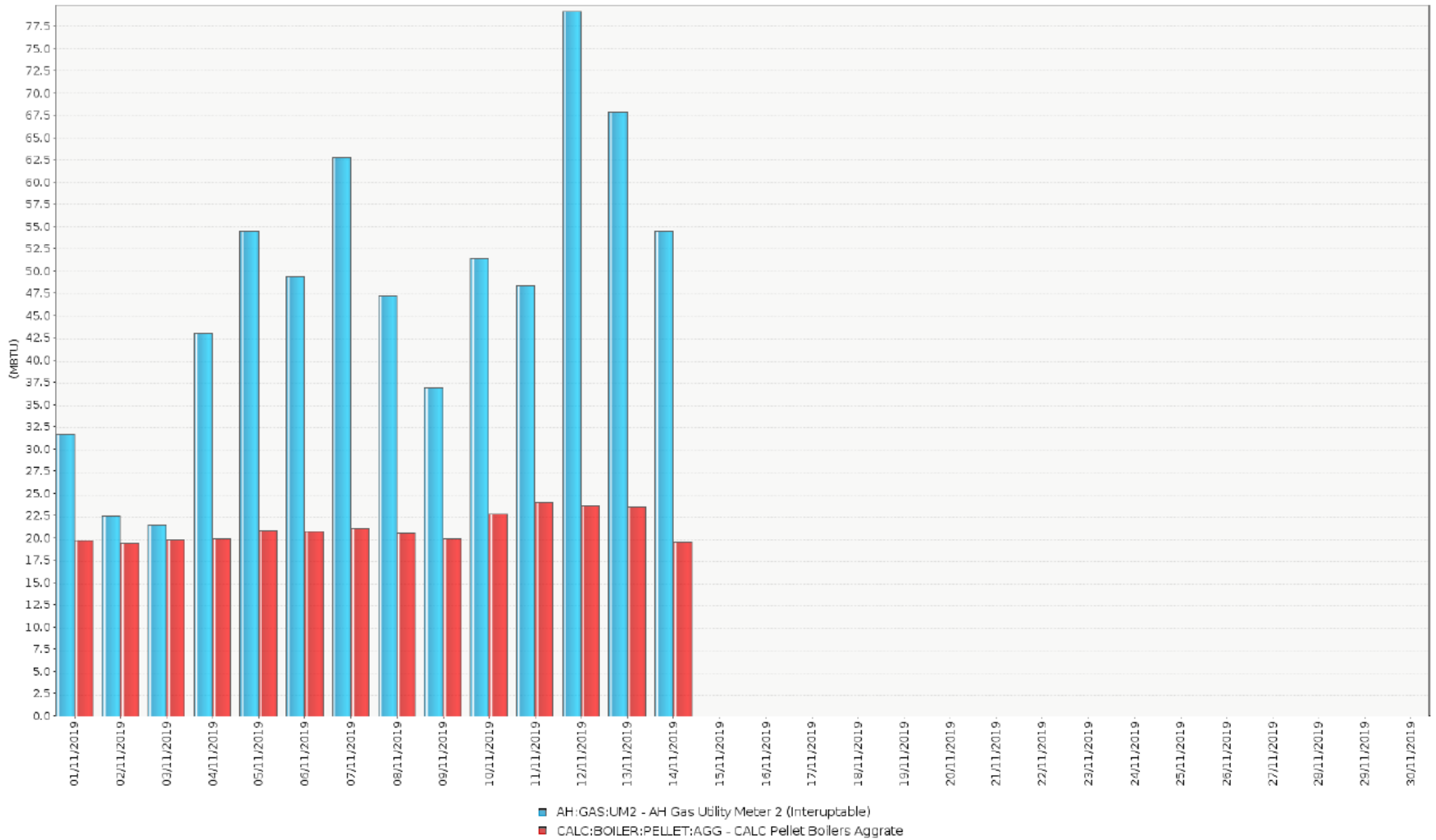
YTD Performance (Gas – Main)



Gas Consumption
University of Winnipeg

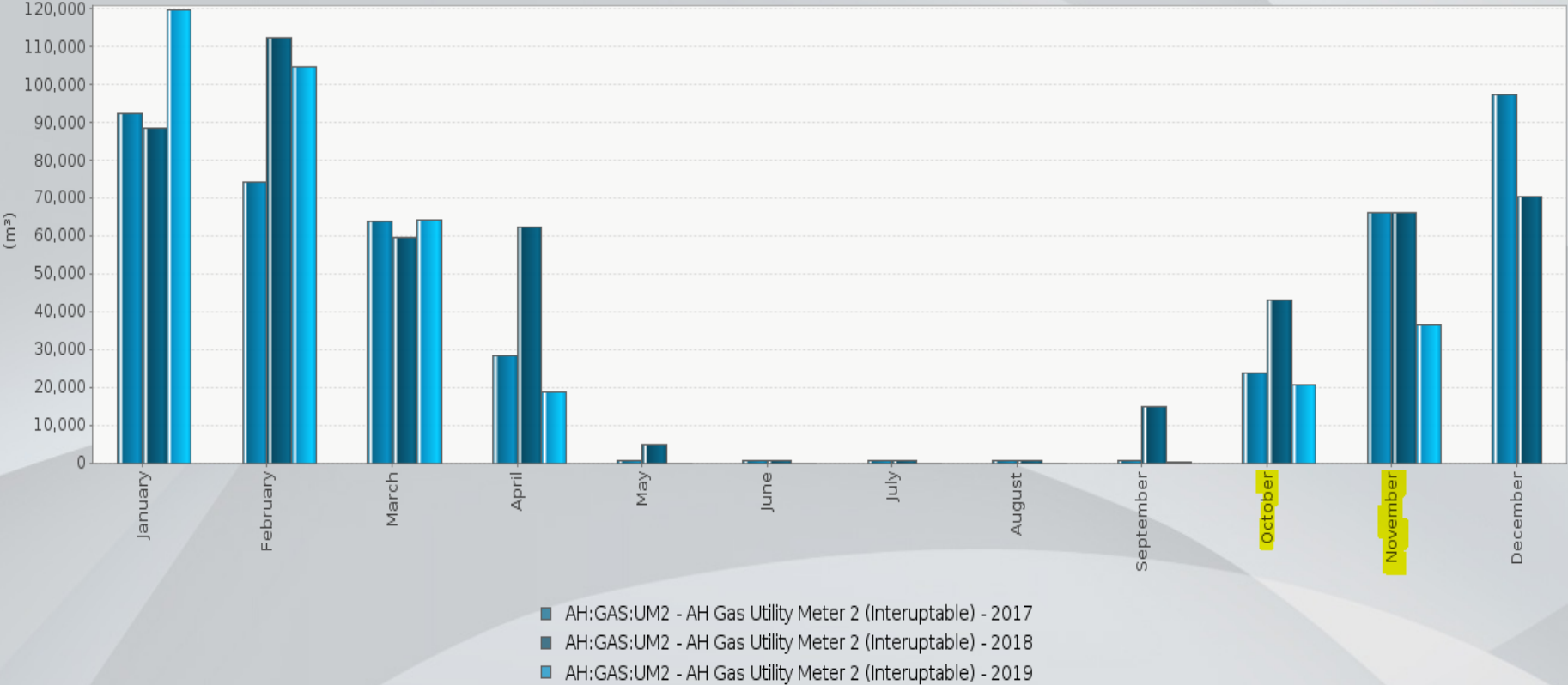
| September, 2016 - November, 2019

AH:GAS:UM2 - AH Gas Utility Meter 2 (Interruptable) - September 2019				
Date	AH:GAS:UM2 - AH Gas Utility Meter 2 (Interruptable) - September 2016 - November 2016	AH:GAS:UM2 - AH Gas Utility Meter 2 (Interruptable) - September 2017 - November 2017	AH:GAS:UM2 - AH Gas Utility Meter 2 (Interruptable) - September 2018 - November 2018	AH:GAS:UM2 - AH Gas Utility Meter 2 (Interruptable) - September 2019 - November 2019
September	878.16 m ³	708.2 m ³	14,723.02 m ³	368.12 m ³
October	42,746.71 m ³	23,653.75 m ³	43,155.11 m ³	20,558.14 m ³
November	27,667.5 m ³	55,002.5 m ³	52,981.11 m ³	32,989.3 m ³
Total	71,292.37 m ³	79,364.44 m ³	110,859.23 m ³	53,915.57 m ³



Gas Consumption

2017 - 2019



Student Engagement




Since September:

- CSO talked with 150 students during Roll Call, and 400 in class talks during the first two weeks
- 80 People completed our student sustainability survey
- Over 30 students attended the first Eco Team meeting of the year, five times more than our first ever meeting
- 10 ET members volunteered for the Climate First Tour (featuring David Suzuki) and participated in the student workshop
- 27 students attended a day-long workshop on the UN SDGs at UM
- Nearly 400 UW students participated in the Global Climate Strike

Waste Audits

The CSO conducted two external waste audits, employing fifteen UW students:

- RBC Convention Centre: One-day audit, October 16
- IG Financial: Three-day audit, October 23-25
- CSO netted roughly \$2500 which will be invested into Eco Team initiatives
- Other potential clients: The Forks; CMHR; Fort Whyte Alive
- Two auditors assisted with a pilot project on campus: removing contamination from compost stream before pickup day





Continuing to collaborate with the Richardson College for the Environment

Environmental Research Fair
in the works for January, 2020

Sustainability Certificate

Benefits of Sustainability Micro-Credential

- Increase the number of students who are exposed to sustainability during their education (Goal 3, Target 5)
- Provide a structure for offering interdisciplinary sustainability education to our students, encouraging collaboration across departments (Goal 3, Target 4)
- Offering experiential learning and research opportunities relating to sustainability (Goal 3, Target 1)
- Better prepare UWinnipeg students for jobs in competitive sustainability-related fields (Goal 3, Target 3)
- Incentivize sustainability leadership development and action-taking opportunities (Goal 3, Target 1)

Possible Components:


- Capstone/book end courses
- Community/campus projects or placements
- Indigenous course requirement
- Volunteer requirement (such as participating with the UW Eco Team)
- Topic specific courses
- Non-academic leadership development/training

2017 Institutional Sustainability Strategy: Reviewing our Targets at the Halfway Mark

Of our 19 targets...

10 are on track

9 are behind/not started/scaled-back



Goals of the Midpoint Review:

- Identify areas of the strategy that need attention
- Determine which targets need to be adjusted based on changing realities at UW
- Reconnect with sustainability champions; renew support and buy-in

Process

- Detailed review of targets and progress
- One-on-one meetings with stakeholders named in the strategy
- Summary report presenting proposed updates to targets; present to council and EPP in February

Other Business and Action Items

Exploring Plant-Based Alternatives on Campus

Wednesday, December 4
Convocation Hall

Presentation at 1:00 PM.

Menu tasting and mixer to follow.

Free Event! To reserve your spot,
visit <https://bit.ly/2XEumeN>

Join Diversity Food Services, the Campus Sustainability Office, and Forward Food as we explore, and taste, the future of plant-based food at UWinnipeg.

Forward Food is an initiative of Humane Society International – Canada that helps university food providers across North America develop sustainable, plant-based options. The organization is currently supporting kitchen staff at UWinnipeg with new recipes and sourcing alternative products. We're excited to share what we've been working on with the campus community, and announce exciting plans for the future.

For more information email sustainability@uwinnipeg.ca.

Thanks for coming!